

Agricultural Geography
World Patterns of Agricultural Production

Major Crops

With varied types of relief, soils, climate and with plenty of sun-shine and long and short growing season, world has capability to grow each and every crop. Crops required tropical, sub-tropical and temperate climate can easily be grown in one or the other part of world. Crops are divided into following categories.

1. Food Crops: Rice, Wheat, Maize, Millets- Jowar, Bajra, Ragi; Gram, Tur (Arhar).
2. Cash Crops: Cotton, Jute, Sugarcane, Mustard, Tobacco, Groundnut, Sesamum, oilseeds Castorseed, Linseed etc
3. Plantation Crops: Tea, Coffee, Spices- Cardamom, Chillies, Ginger, Turmeric; Coconut and Rubber.
4. Horticulture: Fruits- Apple, Peach, Pear, Apricot, Almond, Strawberry, Mango, Banana, Vegetables.

World production of major Food Crops (rice, wheat, maize, barley, rye, sorghum and millet)

Rice Production

Rice is the most important food crop. There are about 10,000 varieties of rice in the world. Rice is life for thousand of millions people obtain 60 to 70 percent of their calories from rice and their products. Recognising the importance of this crop, the United Nations General Assembly declared 2004 as the International Year of Rice. The theme of IYR –“Rice is Life” reflects the importance of rice as a primary food source. The Asian continent dominates in terms of global rice production, with China and India leading the way.

Rice is among the three leading food crops of the world, with maize (corn) and wheat being the other two. All three directly provide no less than 42% of the world’s required caloric intake and, in 2009, human consumption was responsible for 78% of the total usage of produced rice. More than 3.5 billion of the world’s population think of rice as their staple food, which translates to at least half of the people living in the world. Because of this, experts do not see a future decline of rice consumption, especially among African and Asian countries food source.



shutterstock.com • 281247527



The geographical conditions required for the growth of rice are as follows:

- i) It is a kharif crop which requires hot and humid climate for cultivation. Temperature (above 25°C) and high humidity with annual rainfall above 100 cm are favourable for the growth of rice.
- ii) Rich alluvial soils of the floodplains and deltaic areas which are renewed every year are ideal for rice cultivation.
- iii) Rice requires abundant rainfall or good water supply through irrigation and flooded fields during the earlier part of its growing season in June-July.

Which Country Produces the Most Rice?

Asian countries produce the most rice worldwide, while countries in Africa, Latin America, and the Middle East have shown considerable increase in rice consumption and demand. The top 10 rice producing countries in the world today are India, China, Indonesia, Bangladesh, Thailand, Vietnam, Burma, the Philippines, Cambodia, and Pakistan.

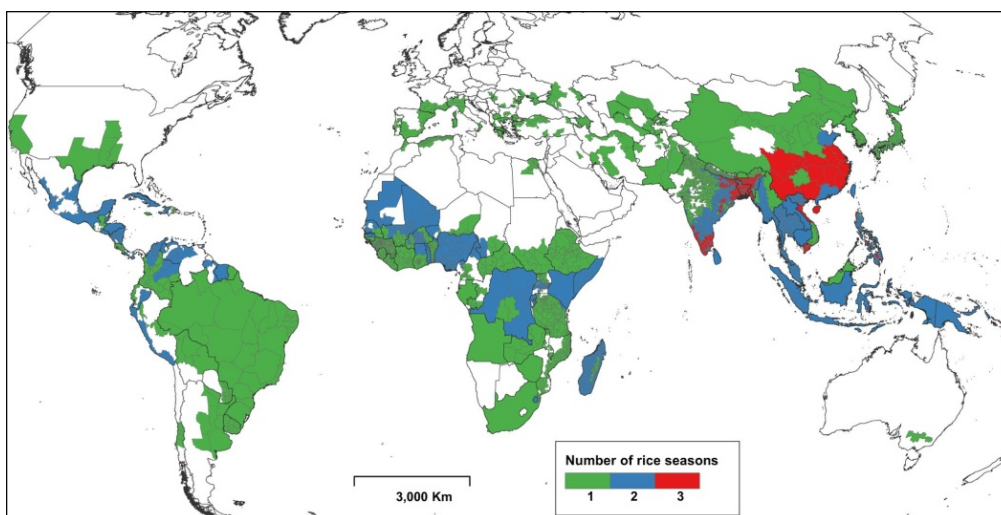


Figure: World Rice Producing Countries

Top Rice Producing Countries of World

Rank	Country	Rice Production (millions of hectares)d(millions of hectares)
1	India	43.20
2	China	30.35
3	Indonesia	12.16
4	Bangladesh	12.00
5	Thailand	9.65
6	Vietnam	7.66
7	Burma	6.80
8	Philippines	4.50
9	Cambodia	2.90
10	Pakistan	2.85

Wheat Production

Conditions of growth for the wheat are more flexible than rice, Wheat is a Rabi crops which is shown in the beginning of winter and is harvested in the beginning of summer. India is second largest producer of wheat.

According to **FAOSTAT**, China produces more wheat than any other country, followed by India, Russia, and the United States. Here is an overview of the world's top ten wheat-producing countries.

Conditions of Growth

The important factors affecting the productivity are seeding time and climatic conditions during the growing season.

Wheat is predominantly a crop of mid-latitude grasslands and requires a cool climate with moderate rainfall

The ideal wheat climate has winter temperature 10°- 15° C and summer temperature varying from 21° to 26° C. The temperature should be low at the time of sowing but harvesting time approaches higher temperature.

Annual rainfall about 75cm to 100 cm.

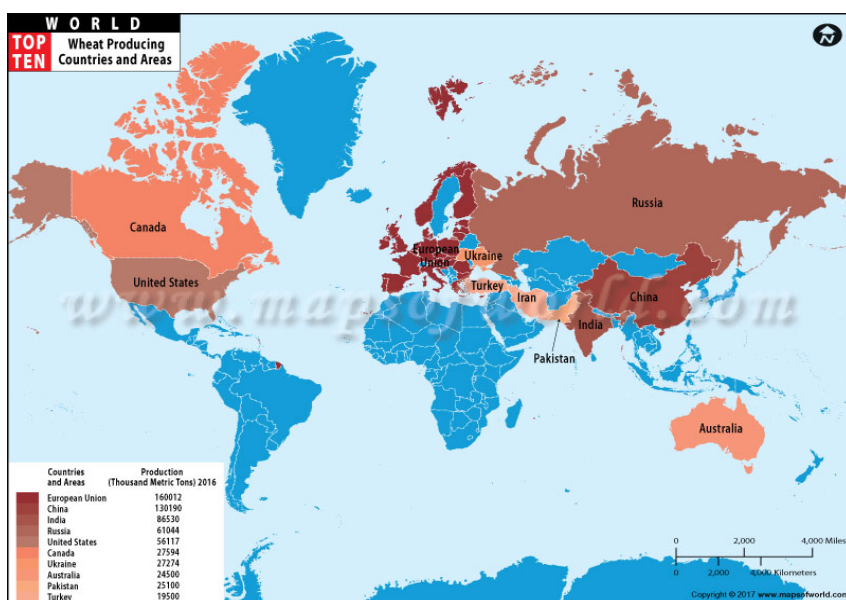


Figure: World Wheat Producing Countries

Top Wheat Producing Countries of World

Rank	Country	Wheat Production (Tonnes)
1	China	134,340,630
2	India	98,510,000
3	Russian Federation	85,863,132
4	United States of America	47,370,880
5	France	36,924,938
6	Australia	31,818,744
7	Canada	29,984,200
8	Pakistan	26,674,000
9	Ukraine	26,208,980
10	Germany	24,481,600

Maize Production

Maize is widely cultivated throughout the world, and a greater weight of maize is produced each year than any other grain. The United States produces 40% of the world's harvest; other top producing countries include China, Brazil, Mexico, Indonesia, India, France and Argentina. Worldwide production was 817 million tonnes in 2009—more than rice (678 million tonnes) or wheat (682 million tonnes). In 2009, over 159 million hectares (390 million acres) of maize were planted worldwide, with a yield of over 5 tonnes per hectare. Production can be significantly higher in certain regions of the world; 2009 forecasts for production in Iowa were 11614 kg/ha. There is conflicting evidence to support the hypothesis that maize yield potential has increased over the past few decades. This suggests that changes in yield potential are associated with leaf angle, lodging resistance, tolerance of high plant density, disease/pest tolerance, and other agronomic traits rather than increase of yield potential per individual plant.



Conditions of Growth

It requires 50-100 cm of rainfall and it cannot be grown in areas more than 100cm rainfall. In areas of lesser rainfall, the crop is irrigated.

Temperature varying from 21°C to 27°C.

Frost is injurious to maize and this crop is grown only in those areas where there are about four and a half frost free months in a year.

Fertile well-drained alluvial or red loams free from coarse materials and rich in nitrogen are the best soil for its growth.

Top 10 Largest Maize Producing Countries in the world

Rank	Country	Production (Tonnes)
1.	United States	333,010,910
2.	China	163,118,097
3.	Brazil	51,232,447
4.	Mexico	17,629,740
5.	Indonesia	20,202,600
6.	India	17,300,000
7.	France	15,299,900
8.	Argentina	13,121,380
9.	South Africa	12,050,000
10.	Ukraine	10,486,300

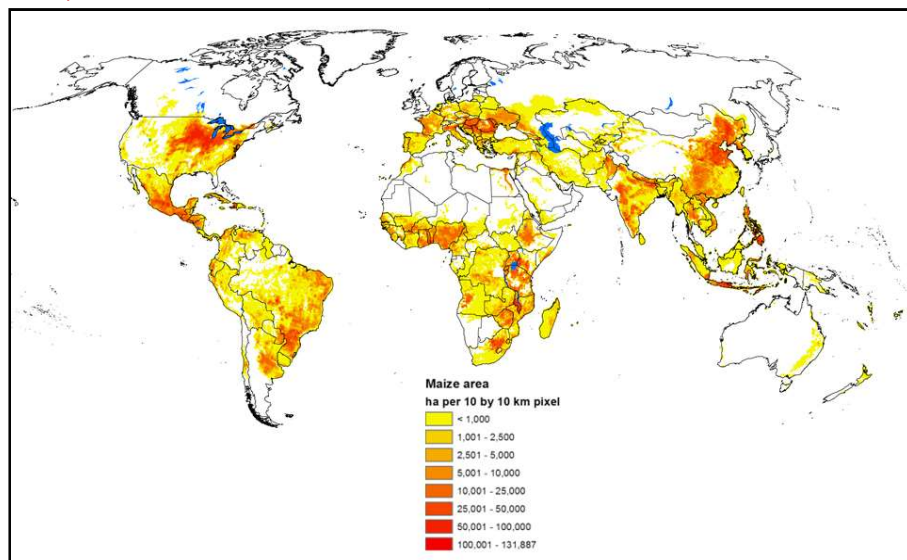


Figure: World's Maize Producing Countries

Rye Production

Rye is a type of cereal grain that belongs to the wheat family. This plant is native to the central and eastern regions of present-day Turkey. Archaeological evidence suggests that it may have been cultivated in small amounts during the Neolithic era. Rye made its way to central Europe and by the Bronze era, it was grown in large amounts. Today, rye is used to make flour, bread, beer, whiskey, and animal feed. It can also be consumed whole as a cereal. This grain is grown in many regions around the world, though its principal production remains in areas where it has been historically grown. This article takes a look at some of the top rye producing countries in the world.

The Top 10 Rye Producing Countries of the World

Germany is the largest producer of the cover crop called rye. Poland and Russia rank second and third in rye production.



The Top 10 Rye Producing Countries of the World

Rank	Country	Rey Production (in metric ton)
1	Germany	3893000
2	Poland	2888137
3	Russia	2131519
4	Belarus	1082405
5	China	678000
6	Ukraine	676800
7	Denmark	384400
8	Turkey	370000
9	Canada	336600
10	Spain	296700

Jowar (Sorghum) Production

The United States leads the world in sorghum production.



Sorghum is a cereal plant drawn from the grass family and has been ranked among the top leading cereals grown around the world. Early species of sorghum were discovered in Australia, Africa, Indian Ocean, Mesoamerica, as well as parts of the Pacific Ocean. Sorghum grows well in areas with warm climates. The crop is grown for both domestic consumption and as a cash crop. Sorghum has a wide range of uses, which include human food, animal feed, and the production of alcoholic beverages, and biofuels. Nutritionists categorize sorghum as very healthy, as it is rich with essential nutrients that are significant in the body. Given its nutritional and increasing commercial value, many regions around the world are involved in the large scale production of the crop.

Conditions of Growth

It grows well in areas having mean monthly temperature of 26 to 33C.

Requires more than 30 cm rainfall during the growing period and does not grow where the rainfall exceeds 100cm.

Jowar is per excellence a rain fed crop of dry farming areas where irrigation is not used.

Excessive drought moisture and prolonged droughts are harmful for its proper growth.

Soil including loamy and sandy soils, clay deep regur and alluvium are the best suited soil for jowar.

It grown in plain areas but it can also be raised on gentle slopes upto 1200 metres height.

Which Countries Produce the Most Sorghum?

Statistics drawn from the Food and Agriculture Organization of the United Nations (FAOSTAT) ranked the USA as the world's leading producer of sorghum, with a production total of 11.5 million metric tons

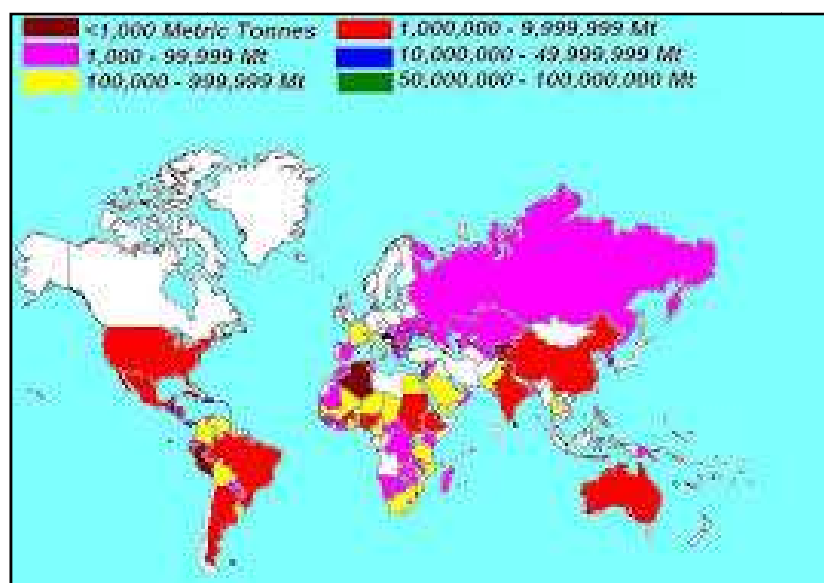


Figure: World Sorghum (Jowar) Producing Countries

Top Sorghum Producing Countries in the World

Rank	Country	Sorghum Production (Million Metric Tons)
1	United States	11.5
2	India	7.5
3	Nigeria	7.4
4	Mexico	6.1
5	Sudan	4.4
6	Sudan (former)	3.7
7	China	3.1
8	Argentina	2.9
9	Ethiopia	2.2
10	Australia	1.9

Source: FAOSTAT

Millet Production

India leads the world in millet production, followed by the African countries of Nigeria and Niger.

What Is Millet?

Millet constitutes a variety of small-grained, warm-weather, annual cereals that are part of the grass family. These crops are highly drought tolerant in nature. Millet is grown widely around the world for use as food and fodder. Millets are important crops in the semiarid tropical regions and are indigenous to many parts of the world. For centuries, millets have served as an important staple in parts of Asia and Africa. The crop has been cultivated for at least 10,000 years in East Asia.



Which Country Produces the Most Millet?

India leads the world in millet production, followed by the African countries of Nigeria and Niger.

The Leading Millet Producing Countries in the World

Rank	Country	Production(Tonnes)
1	India	10,910,000
2	Nigeria	5,000,000
3	Niger	2,955,000
4	China	1,620,000
5	Mali	1,152,331
6	Burkina Faso	1,109,000
7	Sudan	1,090,000
8	Ethiopia	807,056
9	Chad	582,000
10	Senegal	572,155

World production of major Cash Crops (Jute, Cotton, Sugarcane, Mustard Seed)

Jute Production

Jute is a long natural fiber that is produced from plants of the *Corchorus* genus and is made of the plant's cellulose and lignin. The fiber has numerous uses including the manufacturing of biodegradable packing material, such as gunny bags. Jute is recognized as the second most important vegetable fiber in the world, behind only cotton, in terms of global consumption and production. India and Bangladesh produce the greatest amounts of jute in the world, and global production is estimated at more than 3.3 million tonnes each year.



Conditions of Growth

Jute is the crop of hot and humid climate.

It requires temperature varying from 24°C to 35°C and heavy rainfall of 120 to 150 cm with 80 to 90 percent relative humidity during the period of its growth. Rainfall between 2.5 to 7.5 cm in a month, during the sowing period, is considered to be sufficient. Occasional showers varying from 2 to 3 cm at intervals of a week's time during the growing period are very useful. Large quantity of water is required not only for growing the jute crop but also for processing the fibre after the crop is harvested.

Light sandy or clayey loams are considered to be best suited soils for jute. Jute rapidly exhausts the fertility of soil, it is necessary that the soil is replenished annually by the silt-laden flood water of the rivers.

Large number of cheap labour is also necessary for growing and processing the jute fibre.

Top Jute Producing Countries in the World

India is the largest jute producing country in the world, with annual production estimated at more 1.968 million tonnes. The prominence of India in the global production of jute is attributed to improvements in the crop cultivation process, as well as the use of technology in jute farming. The majority of jute produced in India is consumed domestically, as the country is also one the largest consumers of jute and jute products in the world. In 2011, India imported over 337,000 tonnes of jute and jute products to meet domestic demand. West Bengal accounts for as much as 50% of the country's total jute production. Other major jute producing regions in the country include Bihar, Uttar Pradesh, Meghalaya, Assam, and Orissa.

Bangladesh is the second largest producer of jute in the world, with annual production estimated at 1.349 million tonnes. The country was formerly the world's top jute producer, but a lack of technological advancements in Bangladesh's jute cultivation means that production was stagnant, as

was later surpassed by India as the global leader in jute production. The jute fiber produced in Bangladesh is often considered the best quality in the world.

Uses of Jute

Jute is one of the most common natural fibers in the world and is renowned for its antistatic and insulation properties, as well as its low thermal conductivity. Jute also has low extensibility and high tensile strength, which make jute-made packaging materials breathable and hence suitable for the packaging of agricultural commodities. Numerous countries around the world have imposed bans on plastic packaging, making jute a popular alternative due to its bio-degradable nature.

Which Country Produces the Most Jute?

India and Bangladesh are the two major jute producing countries in the world. They produce 1.9 million tonnes and 1.3 million tonnes, respectively.



Figure: World Jute Producing Countries

Top Jute Producing Countries in the World

Rank	Country	Annual Jute Production (Tonnes)
1	India	1,968,000
2	Bangladesh	1,349,000
3	People's Republic of China	29,628
4	Uzbekistan	20,000
5	Nepal	14,890
6	South Sudan	3,300
7	Zimbabwe	2,519
8	Egypt	2,508
9	Brazil	1,172
10	Vietnam	970

Cotton Production

Cotton is the most important fibre that used to make clothes and number of textile products. Cotton has history about 7000 years. It cultivated by the many civilization around the globe, there are four types of cotton growing commonly that is *Gossypium hirsutum*, *Gossypium barbadense*, *Gossypium arboretum*, *Gossypium herbaceum*. The present estimated productions are about 25 million tons per year worldwide, as China is the **largest producer of cotton in the world**. Cotton makes fabric like Cambric, Corduroy, Denim, Seersucker, and Terrycloth. Cotton measured in 'Bales' that about 480 pound for A Bale. India extends farm at the rapid rate 50,000 hectares in 2002 to 8.4 million hectares in 2009, the total area of cultivation is about 9.6 million hectares that is about 35 % of the world cotton area.



Conditions for Growth

Cotton is the crop of tropical and sub-tropical areas and requires uniformly high temperature varying between 21 C and 30C.

The growth of cotton is retreated when the temperature falls below 20C.

Frost is the enemy of the cotton and plant and it is grown in areas having atleast 210 frost free days in a year. The modest requirement of water can be made by an average annual rainfall of 50-100cm.

It also can grown in lesser rainfall with the help of irrigation.

High amount of rainfall in beginning and Sunny and dry weather at ripening time are very usefull.

Cotton cultivation is closely related to deep black soils (regur).

Top 10 Cotton Producing Countries in the World

1. China

China is the world leader in Cotton Production, and China is the largest populated country that makes it more farmers to cultivate that mean most of the production from small formers, it is also the largest importer and consumer of cotton. The total Cotton Production of the country is about 33 million bales.

2. India

Cotton Industry in India is Huge and it recognized as the birthplace of cotton industry for over 3000 years, it is also named for Finest and Beautiful cotton fabrics. India has first place in cotton cultivated area and second in production in the world after China. The total cotton production is around 27.0 million bales per year

3. USA

USA is the largest country and using modern way of cultivation in hundreds of hectares, it is also imports cottons from major cotton producing countries. American farmers are cultivating cotton in the modern view with the machinery. The Production of cotton is about 18.0 million bales per year.

4. Pakistan

Pakistan is the 4th largest producer of cotton in the world, also one of the largest exporter and consumer. The Production done by small farmers, over 1.4 million farmers depending on cotton as their income and cultivating in over 3 million hectares of land. Pakistan produces about 10.3 million bales of cotton per year.

5. Brazil

Brazil is the huge exporter of Agriculture Productions and Cotton is one of the largest cultivating Crops in the Country with Production of 9.3 million bales per year.

6. Uzbekistan

Europe is the major buyer for Uzbekistan, also the third largest exporter in the world, Uzbekistan most of the cotton production done by the small farmers and organically. The production is about 4.6 million bales of cotton per year.

7. Australia

Australia farmers were within the world's first to see the possible bioengineering. Australia has best GDP and the farmers using modern technology to cultivate Cotton. The Production is about 4.2 million bales of cotton per year.

8. Turkey

Turkish cotton industry has made way to development of local improvements, infrastructure and founded hundreds of textile firm. It exports quality cottons and the Production is about 2.8 million bales of cotton per year.

9. Turkmenstan

Cotton is one of the main income source to the country and the industries related to the cotton are developed well since the cotton cultivation improved. Turkmenstan is producing about 1.6 million bales of cotton per year.

10. Greece

Cotton cultivation has deep tradition in Greece, it exports cotton and production of cotton to the other countries. The land in Greece is suitable for cotton cultivation, and the farmers using modern technology to cultivate cotton, the production of cotton is about 1.4 million bales per year.

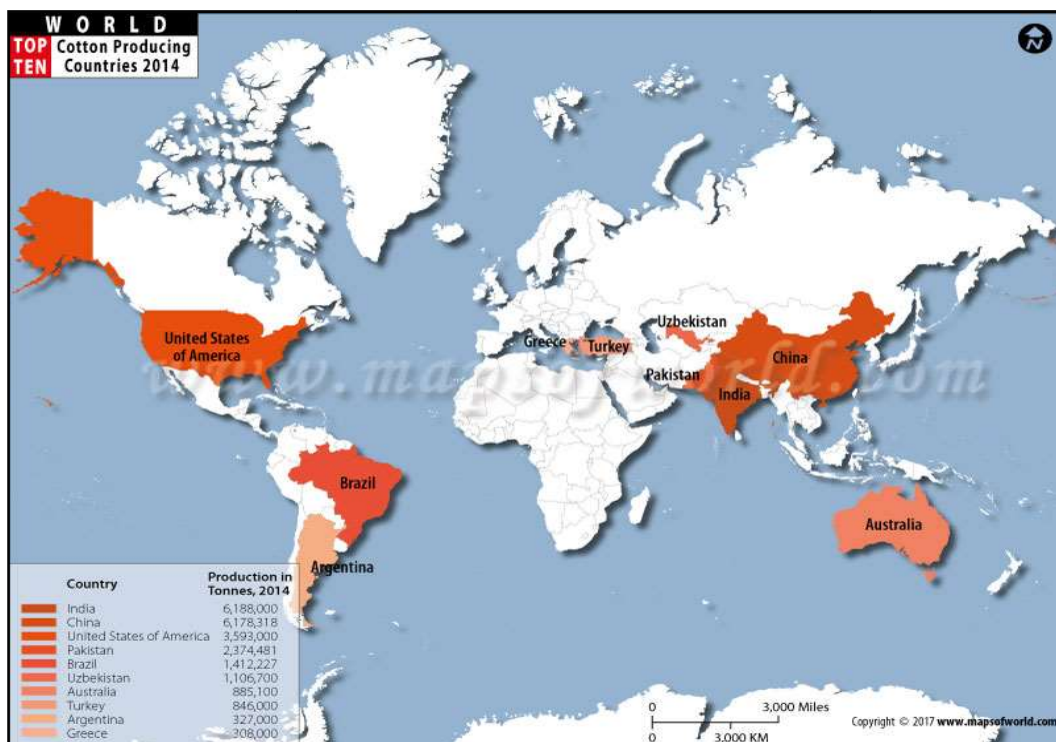


Figure: World Top 10 Cotton Producing Countries

Top 10 Cotton Producing Countries in the World

Rank	Countries	Cotton Production(Million Bales/Year)
1	China	33
2	India	27
3	USA	18
4	Pakistan	10.3
5	Brazil	9.3
6	Uzbekistan	4.6
7	Australia	4.2
8	Turkey	2.8
9	Turkmenstan	1.6
10	Greece	1.4

Sugarcane Production

Sugarcane, or **sugar cane**, or simply **cane**, are several species of tall perennial true grasses of the genus *Saccharum*, tribe Andropogoneae, used for sugar production. The plant is two to six metres (six to twenty feet) tall. It has stout, jointed, fibrous stalks that are rich in sucrose, which accumulates in the stalk internodes. Sugarcane belongs to the grass family Poaceae, an economically important seed plant family that includes maize, wheat, rice, and sorghum, and many forage crops. It is native to the warm temperate to tropical regions of Southeast Asia and New Guinea.



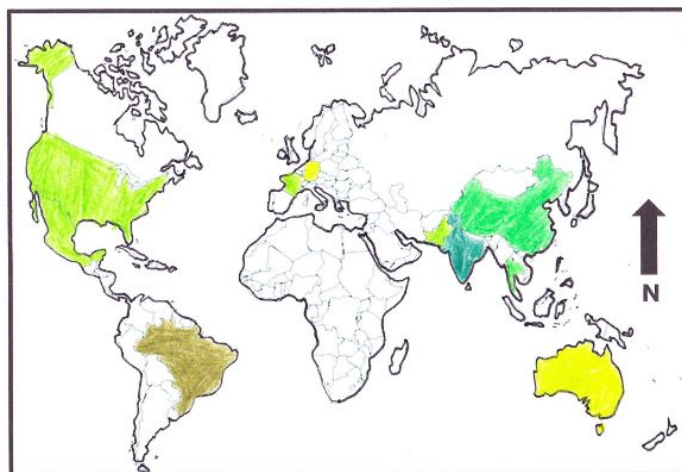
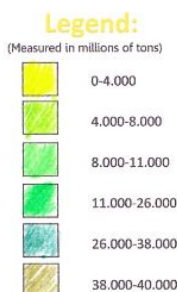
Sugarcane is the world's largest crop by production quantity, with 1.8 billion tonnes produced in 2017, with Brazil accounting for 40% of the world total. In 2012, the Food and Agriculture Organization estimated it was cultivated on about 26 million hectares (64 million acres), in more than 90 countries.

Conditions of Growth

Sugarcane cultivation requires a tropical or subtropical climate, with a minimum of 60 cm (24 in) of annual moisture. It is one of the most efficient photosynthesizers in the plant kingdom. It is a C₄ plant, able to convert up to 1% of incident solar energy into biomass. In prime growing regions, such as Mauritius, Dominican Republic, Puerto Rico, Peru, Brazil, Bolivia, Colombia, Guyana, Ecuador, Cuba, Jamaica, Bangladesh, India, Pakistan, Indonesia, Philippines, Malaysia, and Australia, sugarcane crops can produce over 15 kg/m² of cane.

Sugarcane production in 2018	
Countries	millions of <u>tonnes</u>
<u>Brazil</u>	746.8
<u>India</u>	376.9
<u>China</u>	108.1
<u>Thailand</u>	104.4
<u>Pakistan</u>	67.2
<u>Mexico</u>	56.8
World	1,907
Source: <u>FAOSTAT</u> , <u>United Nations</u>	

Main Sugar Producing Countries



Source: Bloomberg, *World's Top 10 Sugar-Producing Countries in 2010-2011*

Mustard Seed Cultivation

Mustard seeds are the small seeds of the mustard plant. These 1 to 2-millimeter seeds can be found in several colours, depending on the plant. These plants include black mustard, brown Indian mustard, and white mustard.



Conditions of Growth

Mustard seeds require a cold climate and moist soil to germinate, which takes between 3 and 10 days. When allowed to mature, the mustard plant grows into a shrub-like plant. Around 1 month to 1.5 months after germination, the mustard plant flowers. These flowers can be seen for around 2 weeks before they become pods over a 35 to 45-day period. Once the pods turn brown, the seeds are ready. In total, mustard plants take approximately 3 months to produce seeds. The black and brown varieties produce a higher quantity of seeds than the yellow mustard plant.

Depending on the water content of harvested seeds, cultivators may place them on mesh screens to dry out slightly. Others harvest the plant and hang it upside down until it releases the seeds into a collection container below.

Uses of Mustard Seed

Mustard seed has been used since ancient times. The earliest mention of the mustard seed dates back to a 5th century BC story from India about Gautama Buddha. Mustard is used as a condiment for many dishes, including as a topping for hamburgers and hot dogs. Throughout several countries, including India and Nepal, mustard seed is used as a spice. In powdered form mixed with mustard oil, it becomes the base for a traditional Indian pickle recipe.

Which Country Produces the Most Mustard Seed?

Canada, Nepal, and Myanmar are the world's biggest mustard seed producers, an important spice in many regions around the world.

The World's Top Mustard Seed Producing Countries

Rank	Country	Production (Tonnes)
1	Nepal	159,710
2	Canada	121,600
3	Russia	98,319
4	Myanmar	42,760
5	Ukraine	31,000
6	United States of America	27,330
7	China	18,415
8	Kazakhstan	15,121
9	France	14,160
10	Czechia	9,542

World production of major Plantation Crops (Tea, Coffee, Chilli)

Tea Production

Most of the world's tea comes from China, with India and Kenya following closely behind.

Multiple varieties of loose leaf tea are popular around the world.



- **World Records**

Aside from water, tea is the **most popular beverage in the world**, and in the United States alone, tea imports have **risen over 400%** since 1990.

Popular for thousands of years, tea is believed to have originated in China as a medicinal drink. In the 17th century. China produces more tea than any other country in the world, followed by India and Kenya. Based on **UN Food And Agriculture Organization** statistics for global production from 1993-2013, here are the 10 top tea-producing nations in the world.

Rank 10 – Bangladesh (81,850 Tonnes)

The hot and muggy climate of Bangladesh is well-suited for tea production. The country has more than 150 tea plantations, primarily in the northern and eastern part of the country.

9 – Iran (100,580 tonnes)

Until the end of the 15th century, Iran's hot beverage of choice was coffee – however, its distant location from the main coffee producing countries meant that beans were hard to obtain. Tea was much easier to get in Iran. Today, there are 32,000 hectares of tea farms, most being located on the hillsides.

9 – Myanmar (104,743)

Although the South Asia country of Myanmar was at the forefront of controversy in recent years when harmful dye was found in tea produced in the country. However, thanks to a new generation of organic farming practices, tea from Myanmar has been growing in popularity in recent years. Much of the tea grown in Myanmar is grown in the country's Shan State, which borders China.

7 – Indonesia (139,362 tonnes)

Indonesians began tea production in the 1700s, having been introduced to the crop via Dutch colonialism. In 2017, **Indonesia** produced 139,362 tonnes, much of which was exported from the country.

6 – Turkey (234,000 tonnes)

In 2017, **Turkey** produced 234,000 tonnes of tea leaf. Surprisingly, nearly all the crop grown in Turkey is produced within a small region located near the city of Rize. The wet climate, topography, and proximity to the Black Sea make for ideal growing conditions.

5 – Vietnam (260,000 tonnes)

Tea production in Vietnam began in 1880. By 2017 they were producing 260,000 tonnes of tea per year.

The varieties produced are diverse: approximately 60% of the tea produced in Vietnam is cut-tear-curl black tea, 35% is green, and 5% is other specialty varieties such as lotus or jasmine tea. **Vietnam** also has a few special varieties such as Shan Tuyet, a tea made from indigenous trees found only in limited areas of the country.

4 – Sri Lanka (349,699 tonnes)

In 1867, British planter James Taylor started a tea plantation in the Sri Lankan city of Kandy. The industry grew from the original plot to over 188,175 hectares today, and tea production is now one of the island nation's largest industries, employing over a million Sri Lankan workers.

Sri Lankan tea is produced with the contour planting method, wherein the bushes are planted in lines that follow the earth's contours. **Sri Lanka**, the nation formerly known as Ceylon, produces three main varieties: Ceylon black, Ceylon green, and Ceylon white tea.

3 – Kenya (439,857 tonnes)

Unlike many of the other nations who produce large quantities of tea, **Kenya** does not have many large plantations – approximately 90% of the tea produced is grown on small farms of less than one acre. This is quite a feat, considering that this combined national agricultural project combined to create 439,857 tonnes.

2 – India (1,325,050 tonnes)

India is the second largest producer of tea in the world, producing an average 1,325,050 tonnes each year.

The commercial industry began after Britain was introduced to tea from China. The British East India Company started converting plots of land in their East-Asian colony specifically for the purpose of tea production. India produces large quantities, which is important because they're a nation of over one billion tea drinkers, with over 70% of the tea produced in the nation being consumed within the nation instead of exported.

One of the most recognizable teas to North American audiences are the spicy chai blends produced in North India, regularly consumed with milk. However, India also exclusively produces the popular Assam and Darjeeling varieties as well.

1 – China (2,473,443 tonnes)

China is indisputably the **largest** producer of tea in the world, producing 2,473,443 tonnes in 2017 alone – a figure that was approximately 30-35% of the total amount produced in the world that year.

It has been consumed as everything from a beverage to a medicine, and is at the center of countless cultural rituals in the nation.

Several varieties are produced in China including green, oolong, white, pu-erh, yellow, and jasmine teas to name a few.

Where Does Most of the World's Tea Come From?

Most of the world's tea comes from China, with India and Kenya following closely behind. China alone produces 2.47 million tonnes of tea on average per year. Some of the tea varieties produced in China include green, oolong, white, pu-erh, yellow, and jasmine.



Figure: Tea producing countries of World

The World's Top 10 Tea Producing Nations

Rank	Country	Tea Production(Tonnes)
1	China	2,473,443
2	India	1,325,050
3	Kenya	439,857
4	Sri Lanka	349,699
5	Vietnam	260,000
6	Turkey	234,000
7	Indonesia	139,362
8	Myanmar	104,743
9	Iran	100,580
10	Bangladesh	81,850

Coffee Production

The top coffee producing countries on the planet. The 10 nations who produce and export the most coffee per year.



Where Does Most of the World's coffee come from?

The countries that grow the most coffee are Brazil, Vietnam, Colombia, Indonesia, and Ethiopia. Brazil alone produces over 5 billion pounds of coffee every year. Brazil has been the world's top coffee producer for more than 150 years.



Coffee Belt

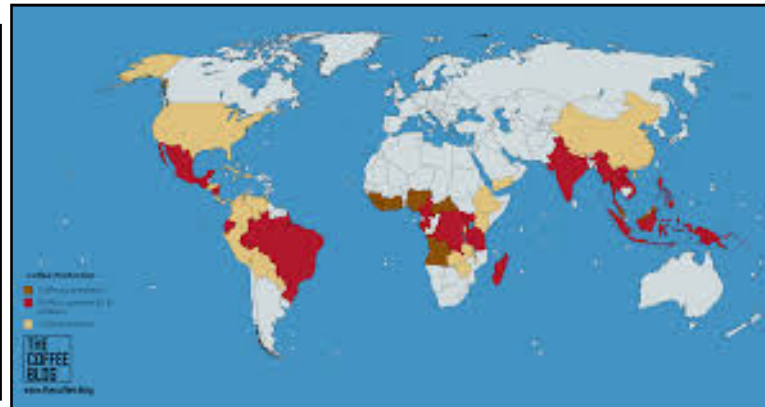


Figure: Coffee Producing Countries of World

Top Coffee Producing Countries

Rank	Country	Coffee Production(Tons)	Coffee Production (Pounds)
1	Brazil	2,592,000	5,714,381,000
2	Vietnam	1,650,000	3,637,627,000
3	Colombia	810,000	1,785,744,000
4	Indonesia	660,000	1,455,050,000
5	Ethiopia	384,000	846,575,000
6	Honduras	348,000	767,208,000
7	India	348,000	767,208,000
8	Uganda	288,000	634,931,000
9	Mexico	234,000	515,881,000
10	Guatemala	204,000	449,743,000

Chilli Production

As of 2014, China is the world's top chilli producer.



Chilli is a fruit of plants which are members of the Nightshade family. To narrow it down, its genus is that of the more popular capsicum. Capsaicin and similar compounds mainly cause the "hotness" that comes after eating it.

Astonishingly, humans have been eating them since 7500 BCE. Recent studies show that they were first domesticated in the Americas, particularly in Mexico.

That today Asia is a significant player in the chilli sector can be attributed to trade in the past primarily by the Portuguese and Arabs. It is important to note that it was a valuable commodity because the Asian community embraced it very well. So well, in fact, it has become the world's largest producer of chilli as of 2014 in relation to other players.

China has dominated the market. A simple reason for this is its huge population which would equate to more people growing it. Other benefits like foreign exchange come in as well from the exportation of the desirable, albeit "hot", fruit.

Which Are the World's Top Chilli Producing Countries?

In 2014, China produced roughly 48% of the total global production of chilli peppers at 16.1 million tons. China produced at least five times more than the next leading producer, Mexico, with 2.7 million tons. Other top producers are Turkey, Indonesia, India, Spain, and the United States.

The World's Top Chilli Producing Countries

Rank	Country	Production (Millions of Tonnes)
1	China	16.1
2	Mexico	2.7
3	Turkey	2.1
4	Indonesia	1.9
5	India	1.5
6	Spain	1.1
7	United States	0.9

Horticulture Production

Apple Production

As per FAO-STAT, China surpasses all other countries in apple production, followed by the US and Turkey.

Apples are a deciduous variety of fruits which grow on trees in mostly temperate regions around the world. The apple is one of the most popular and healthy fruits. The apple fruit was originated from **Central Asia** and with time it was spread all over the world. Apple has many health benefits as it contains vitamins and minerals in it. It is a well said verse that an apple a day keeps the doctor away. It also helps consumers to avoid diarrhea and constipation, makes skin glow and refreshes skin, which makes you look young.

Which Country Grows the Most Apples?

China, the USA, and Poland are the world's top producers of apples. In the United States alone, there is an average of 4.6 million tonnes of apples produced every year.

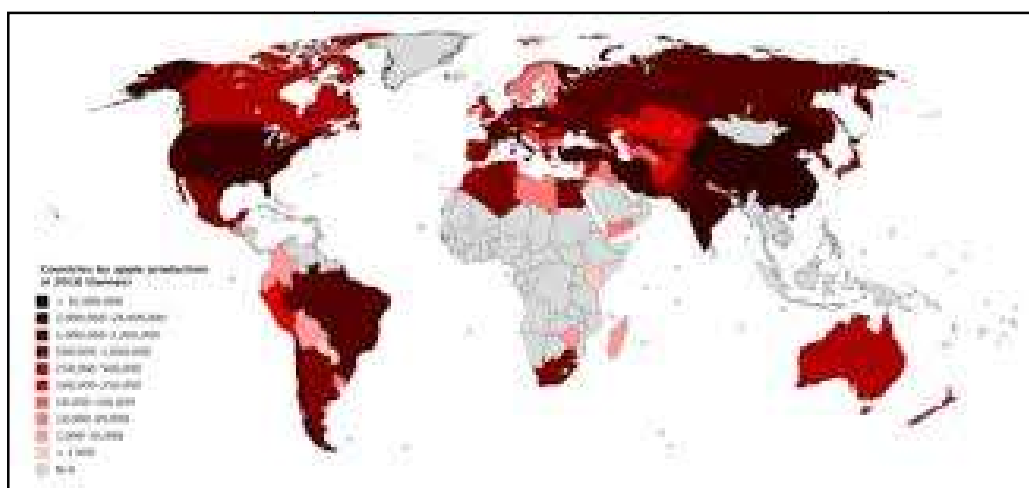


Figure: World's Apple Producing Countries

Top Apple Producing Countries In The World

Rank	Country	Production (Tonnes)
1	China	44,447,793
2	United States	4,649,323
3	Poland	3,604,271
4	Turkey	2,925,828
5	India	2,872,000
6	Iran	2,799,197
7	Italy	2,455,616
8	Russia	1,843,544
9	France	1,819,762
10	Chile	1,759,421

Mango Production

India, China, Thailand, Indonesia, and Mexico are the world leaders in mango production.

Mango is a tropical fruit that grows on extremely large trees that reach over 100 feet in height and 12 feet in diameter. The fruit itself is considered a stone fruit due to its single pit. Mangoes can come in a variety of colors, including orange, red, green, and yellow. This fruit is native to **India**, **Bangladesh**, and **Pakistan**. Its importance to humans dates back to around 2000 BC when it was domesticated in India. After domestication, the mango was introduced to East Asia between 500 and 400 BC. By the 15th century, it had made its way to the Philippines, followed by Africa and Brazil in the 16th century. Akbar, a Mughal emperor, planted over 100,000 mango trees in a place now known as Lakh Bagh in India. Today, it is an important crop in tropical regions throughout South America, Hawaii, Central America, Asia, the Caribbean, and Africa. Mango farmers often practice grafting in order to ensure fruit production



Top Mango Producing Countries

India

The number 1 mango producing country in the world is India. Production here reaches over 18 million tonnes, which is approximately 50% of the global mango supply. The principal mango producing states in India are **Andhra Pradesh**, **Bihar**, **Gujarat**, **Karnataka**, **Maharashtra**, and **Orissa**, although many other Indian states also cultivate mangoes. In total, India has about 2,309,000 acres dedicated to mango farming.

China

The second largest mango producer is China with 4.77 million tonnes of mango. These figures include the mangoes produced in **Taiwan**. Most of the mango crops can be found in the southern regions, where temperatures are warmer. Major importers of mangoes from China include Russia, Japan, and South Korea.

Thailand

Thailand is the third largest mango producer in the world, with 3.4 million tonnes produced in 2016. Thailand has about 753,671 acres dedicated to mango production. Thailand processes and exports this fruit, including in the following presentations: fresh, frozen, canned, and dried. The majority of fresh mangoes, however, are sold in domestic markets. Only about 2% of the fresh fruit is exported to South Korea, China, Japan, Malaysia, and Singapore.

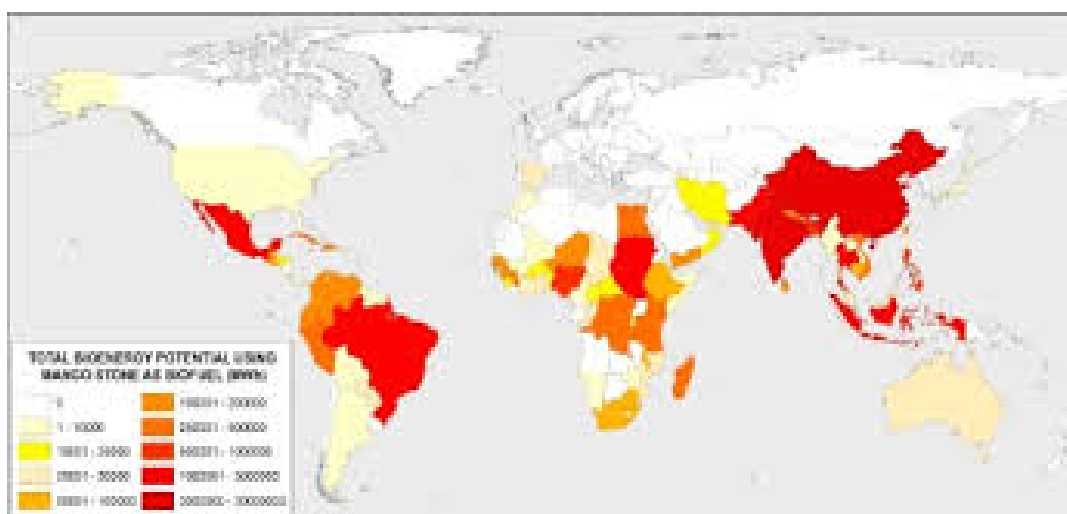


Figure: World's Mango Producing Countries

Which Country Grows the Most Mangoes?

India, China, Thailand, Indonesia, and Mexico are the world leaders in mango production. India produces more than 18.7 million tonnes of mangoes every year.

The Top Mango Producing Countries In The World

Rank	Country	Production (Tonnes)
1	India	18,779,000
2	China	4,771,038
3	Thailand	3,432,129
4	Mexico	2,197,313
5	Indonesia	2,184,399
6	Pakistan	1,606,091
7	Brazil	1,417,149
8	Egypt	1,277,008
9	Bangladesh	1,161,685
10	Nigeria	917,617

Banana Production

Banana is the fruit cultivated around the world, the fruit famous and used widely as part of the food. Banana is healthy and tasty, hundreds of types of Bananas found with different taste, size and colours. The total world production of banana is over 145 million tonnes as per statistics 2013.

India is the largest producer of Bananas with around 30 million tonnes of production annually, most bananas cultivated in south Indian states and exports to other states of the country. **China**, the Philippines and Ecuador are the next largest Bananas producers. Banana is the largest cultivated fruits and fourth-largest cultivated food after Rice, Wheat and Maize. Ecuador, Costa Rica and Colombia are the largest exporters of bananas, it exports around 17 million tonnes of banana annually.



Figure: World's Banana producing Countries

Top Banana Producing Countries In The World

Rank	Country	Production (in Tonnes)	Production Value
1	India	29,666,973	\$8,355,139,000
2	Uganda	12,000,000	\$3,107,962,000
3	China, mainland	10,400,000	\$2,928,962,000
4	Philippines	9,165,043	\$2,323,044,000
5	Ecuador	7,427,776	\$2,091,891,000
6	Brazil	7,329,471	\$2,064,206,000
7	Indonesia	6,132,695	\$1,727,157,000
8	United Republic of Tanzania	3,143,835	\$885,401,000
9	Angola	2,646,073	\$745,216,000
10	Guatemala	2,679,934	\$726,589,000

References

Khullar.D.R., (2014). Major Crops, *India: A Comprehensive Geography*, Kalyani Publishers, pp-748-806

Cago , Lanessa. (2017, April 25). 10 Largest Rice Producing Countries. Retrieved from <https://www.worldatlas.com/articles/the-countries-producing-the-most-rice-in-the-world.html>

Top 10 Largest Maize Producing Countries in the world. Retrieved from <http://www.keshrinandan.com/maize/top-10-largest-maize-producing-countries-in-the-world/>

Faith, Chelangat. (2017, August 15). Top Sorghum Producing Countries in the World. Retrieved from <https://www.worldatlas.com/articles/top-sorghum-producing-countries-in-the-world.html>

Sen Nag, Oishimaya. (2017, April 25). The Leading Millet Producing Countries In The World. Retrieved from <https://www.worldatlas.com/articles/the-leading-millet-producing-countries-in-the-world.html>

Sawe, Benjamin Elisha. (2017, September 26). Top Jute Producing Countries in the World. Retrieved from <https://www.worldatlas.com/articles/top-jute-producing-countries-in-the-world.html>

Top 10 Cotton Producing Countries in the World
<https://www.worldlistmania.com/top-10-cotton-producing-countries-world/>

<https://en.wikipedia.org/wiki/Sugarcane>

Pariona, Ameber. (2019, June 7). Where Do Mustard Seeds Come From? Retrieved from <https://www.worldatlas.com/articles/the-world-s-top-mustard-seed-producing-countries.html>

Szenthe, Adrianna. (2019, June 5). The World's Top 10 Tea Producing Nations. Retrieved from <https://www.worldatlas.com/articles/the-worlds-top-10-tea-producing-nations.html>

Szenthe, Adrianna. (2019, May 29). Top Coffee Producing Countries. Retrieved from <https://www.worldatlas.com/articles/top-coffee-producing-countries.html>

Shisia, Maureen. (2017, October 31). The World's Top Chili Pepper Producing Countries. Retrieved from <https://www.worldatlas.com/articles/the-world-s-top-chili-pepper-producing-countries.html>

Pariona, Ameber. (2018, April 9). The Top Mango Producing Countries In The World. Retrieved from <https://www.worldatlas.com/articles/the-top-mango-producing-countries-in-the-world.html>

Top Apple Producing Countries in the World. Retrieved from <https://www.worldatlas.com/articles/top-apple-producing-countries-in-the-world.html>

World's Largest Bananas Producing Countries. Retrieved from <https://www.worldlistmania.com/worlds-largest-bananas-producing-countries/>